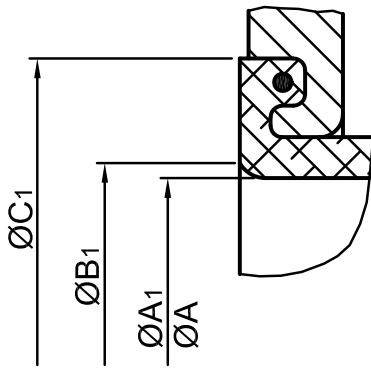
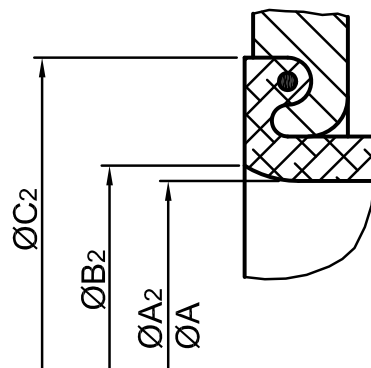


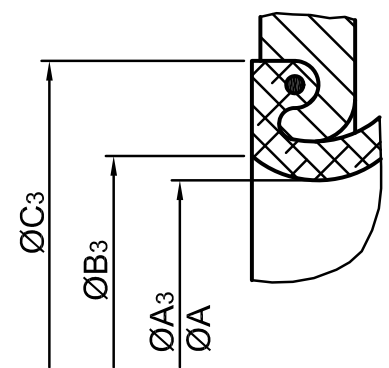
Sealing Profile of the Rubber Bellows



Type 50
Type 53 N
Type 55 Design E



Type 39
Type 55 Design S



Type 49
Type 53 S

DN	Type 55				Type 50/53 N				Type 49/53 S				Type 39			
	C _{1/2}	^{±2} B _{1/2}	^{±2} A _{1/2}	~ A/D	C ₁	^{±2} B ₁	^{±2} A ₁	~ A/D	C ₃	^{±2} B ₃	^{±2} A ₃	~ A/D	C ₂	^{±4} B ₂	^{±4} A ₂	~ A/D
25	65	37	28.5	30	65	37	28.5	30								
32	65	37	28.5	30	65	37	28.5	30	79	42	35	37				
40	74	42	36	39	74	42	36	39	79	42	35	37	79	42	36	39
50	92	55	45	48	85	55	45	48	89	57	45	47	89	55	45	48
65	105	71	60.5	64	105	71	60.5	64	104	69	59	61	104	71	60.5	64
80	118	81	74	77	115	81	74	77	119	86	75	77	119	81	74	77
100	137	106	94	98	137	106	94	98	142	110	98	100	149	106	94	98
125	166	132	121	125	166	132	121	125	169	137	125	127	169	132	121	125
150	192	160	147	151	192	160	147	151	195	164	149	151	195	160	147	151
175									220	182	173	175	220			
200	252	213	202	206	252	213	202	206	245	200	197	200	245	202	195	199
250	304	257	250	254	304	257	250	254	295	256	252	255	298	247	244	248
300	354	309	300	304	354	309	300	304	345	304	299	302	351	302	298	302
350	412	350	330	340	412	350	330	340	396	358	354	357	412	340	330	330
400	470	414	404	408	470	414	404	408	450	405	402	405	470	410	390	390
450	512	445	445	450									512	449	439	439
500	570	514	504	508	570	514	504	508	550	508	504	507	570	500	490	490
600	675	611	603	607	675	611	603	607					675	597	587	587
700	780	708	680	695	780	708	680	695					780	701	691	691
800	887	813	801	805	887	813	801	805					887	801	791	791
900	985	907	897	900	985	907	897	900					985	898	888	888
1000	1085	1007	997	1000	1085	1007	997	1000					1085	998	988	988